

arrow indicates drop-down choices

messaging options pane has minimize control

highlighted message color matches Messaging Options title bar color

checking the preview box activates message preview

messaging options for sender highlighted in message folder below

controls and actions for selected message(s)

message list header, with sorting

message list paginated according to user preferences

pagination controls

refresh icon (only for Inbox)

Messaging options pane with options for contacting highlighted sender


Folder message pane

icons precede most toolbar elements


bold emphasizes unread messages

document icons indicate message type and read/unread status

















number of unread messages status

Messaging Options for [contact] 

(contact options for highlighted sender)

Inbox  Message Preview

New **V** | Delete | Forward | Move to Folder **V** | Show messages from [list box] ? Help

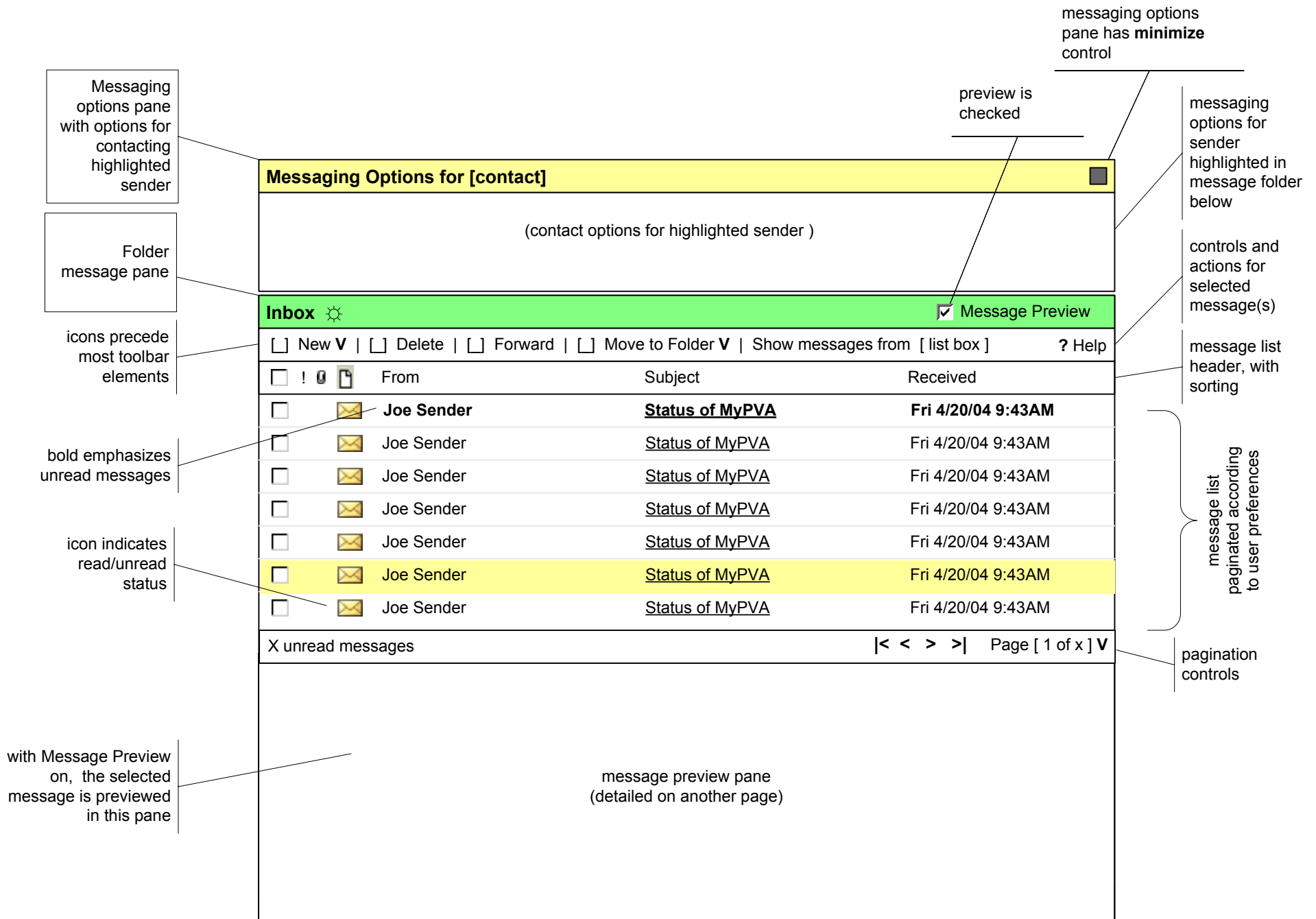
<input type="checkbox"/> ! 	From	Subject	Received
<input type="checkbox"/> 	Joe Sender	Status of MyPVA	Fri 4/20/04 9:43AM
<input type="checkbox"/> 	Joe Sender	Status of MyPVA	Fri 4/20/04 9:43AM
<input type="checkbox"/> 	Joe Sender	Status of MyPVA	Fri 4/20/04 9:43AM
<input type="checkbox"/> 	Joe Sender	Status of MyPVA	Fri 4/20/04 9:43AM
<input type="checkbox"/> 	Joe Sender	Status of MyPVA	Fri 4/20/04 9:43AM
<input type="checkbox"/> 	Joe Sender	Status of MyPVA	Fri 4/20/04 9:43AM
<input type="checkbox"/> 	Joe Sender	Status of MyPVA	Fri 4/20/04 9:43AM
<input type="checkbox"/> 	Joe Sender	Status of MyPVA	Fri 4/20/04 9:43AM
<input type="checkbox"/> 	Joe Sender	Status of MyPVA	Fri 4/20/04 9:43AM
<input type="checkbox"/> 	Joe Sender	Status of MyPVA	Fri 4/20/04 9:43AM
<input type="checkbox"/> 	Joe Sender	Status of MyPVA	Fri 4/20/04 9:43AM
<input type="checkbox"/> 	Joe Sender	Status of MyPVA	Fri 4/20/04 9:43AM
<input type="checkbox"/> 	Joe Sender	Status of MyPVA	Fri 4/20/04 9:43AM
<input type="checkbox"/> 	Joe Sender	Status of MyPVA	Fri 4/20/04 9:43AM
<input type="checkbox"/> 	Joe Sender	Status of MyPVA	Fri 4/20/04 9:43AM

1 unread message

|< < > >| Page [1 of x] **V**

Messaging/Inbox View
Preview Pane OFF
Messaging Options ON

 = icon placeholder



Messaging/Inbox View with Preview Pane

Preview pane appears within Messaging pane

icons precede all toolbar elements

arrow indicates drop-down menu for folder selection

attachments vertically listed; clicking on attachment allows saving to disk

controls and actions for selected message

message sender and attachment info

scrollable message body

clicking on attachment name shows Open/Save pop-up dialog

Reply | Reply all | Forward | Move to Folder ▼ | Print | Delete | Expand | ?Help

From: Jane Friendly
Cc: Joe Bob
Subject: Planning Meeting

Received: Tue 5/25/04 1:00 PM
Attachments: attachment1.zip (392 KB) ▼

message preview pane
(for folder message view, with message preview selected)

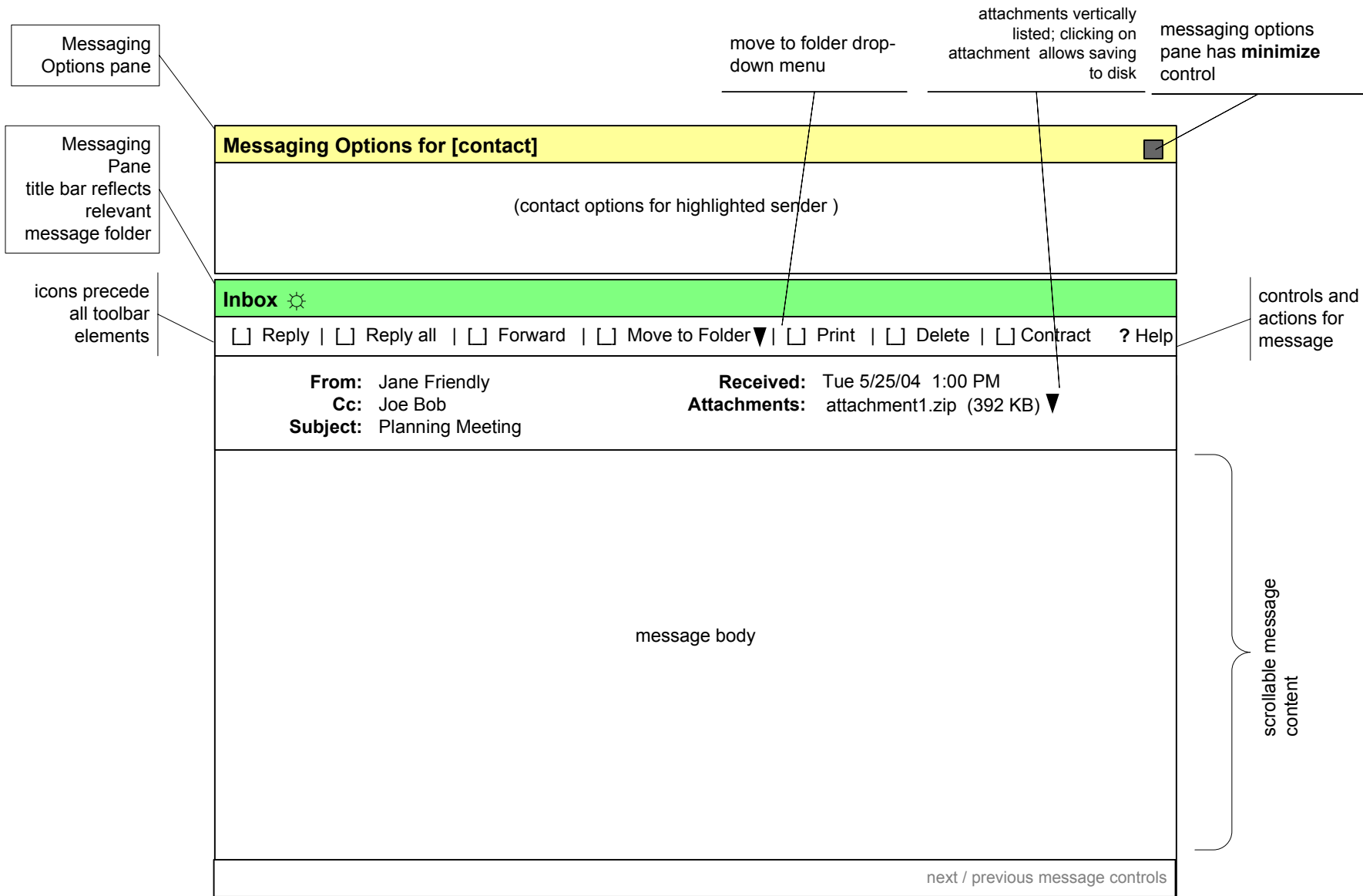
Note: This is not a standalone or pop-up window; the preview pane fits within the main messaging pane.

Attachments:

attachment1.zip (100 KB)
attachment2.zip (200 KB)
productspec.doc (2 KB)

attachments drop-down detail

Messaging/Inbox: Message Preview Pane Detail with attachments

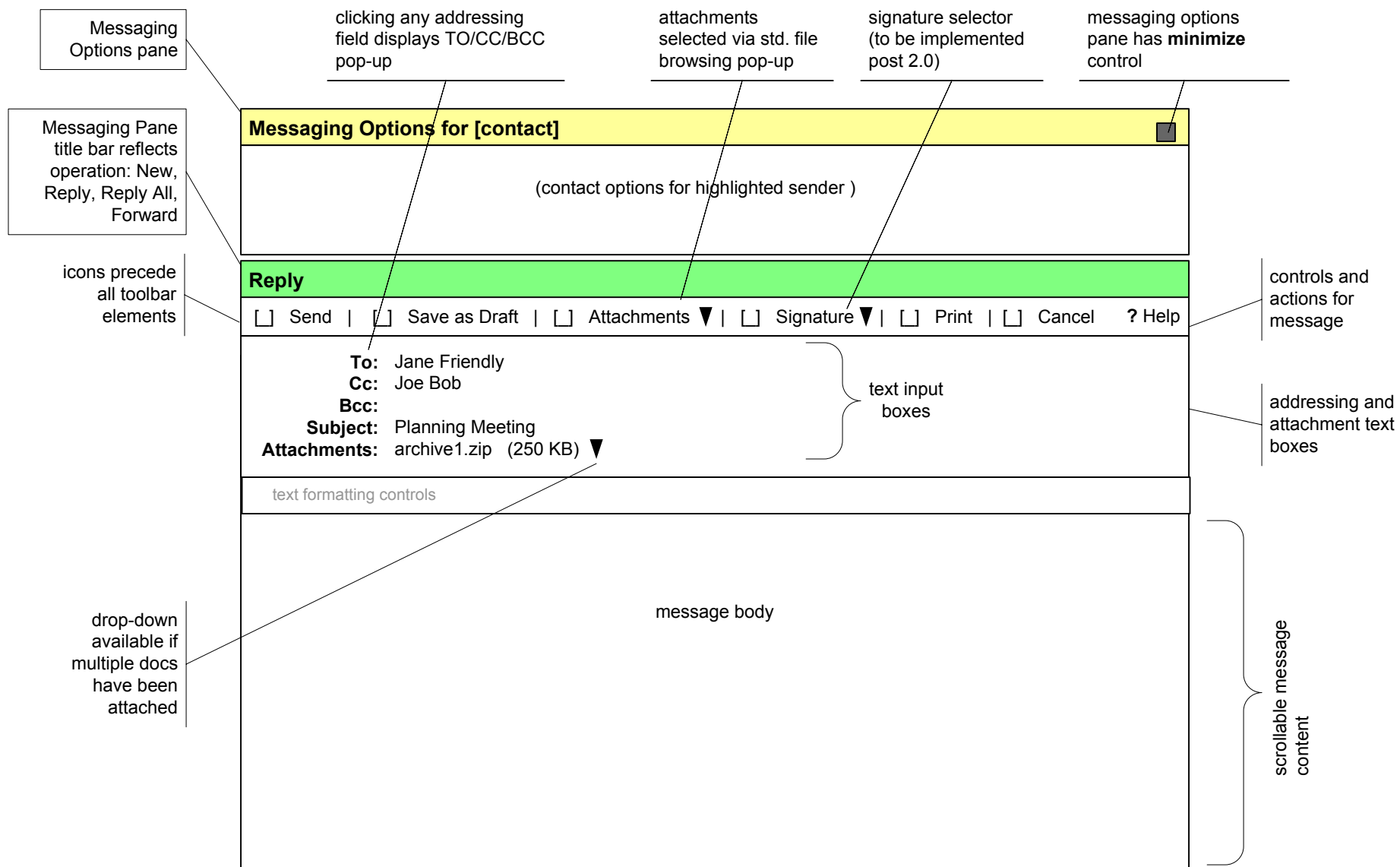


Notes: This is not a standalone or pop-up window; the "send" pane fits within the main messaging pane. When active, this pane fills (covers) the Inbox/Folder contents pane. The Messaging Options pane appears and shows sender contact options for Reply, Reply All, and Forward actions.

☼ = icon placeholder

Message Viewing Pane, Maximized

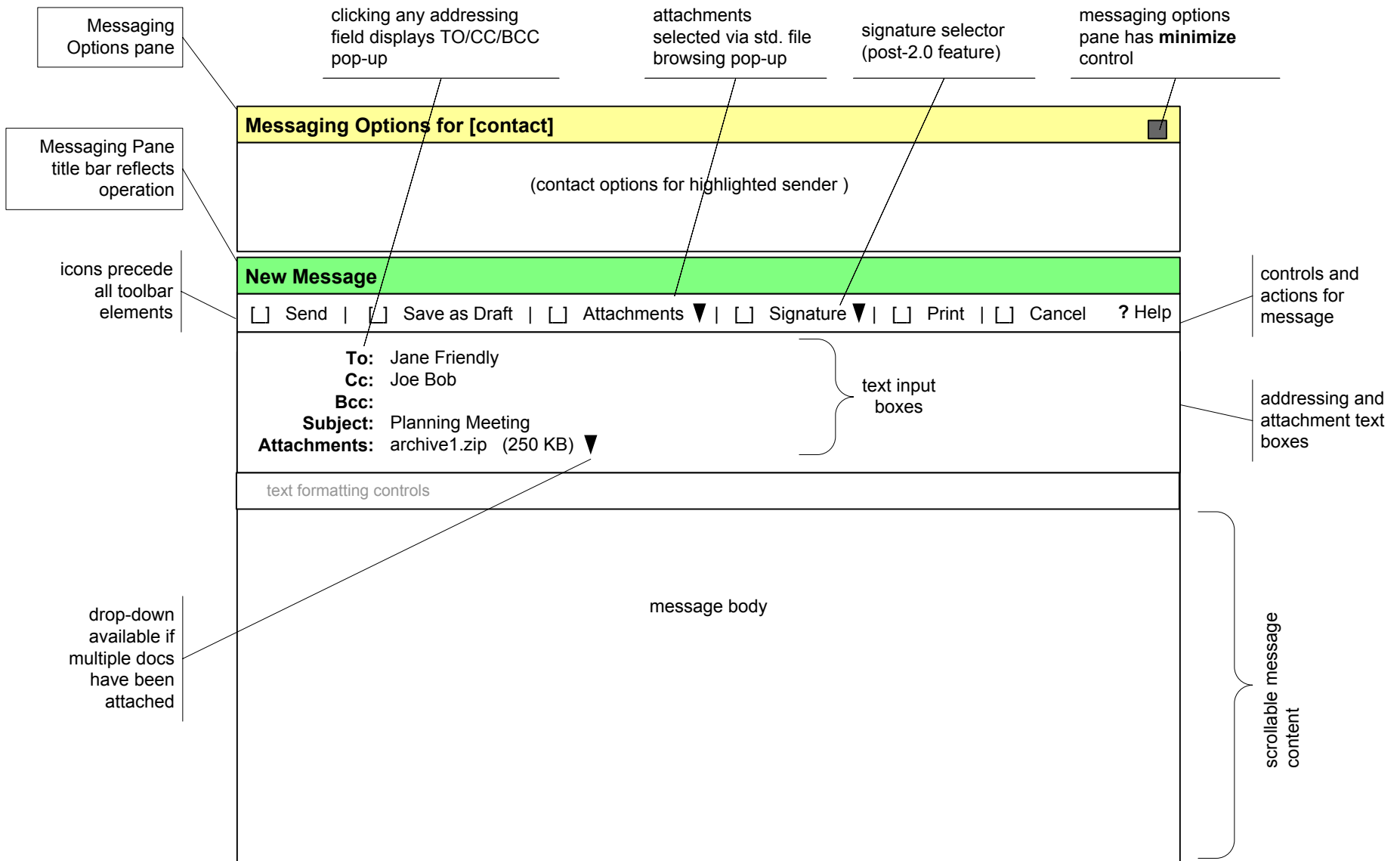
An alternative to using the preview pane; used to browse through folder content.



Notes: This is not a standalone or pop-up window; the "send" pane fits within the main messaging pane. When active, this pane fills (covers) the Inbox/Folder contents pane. The Messaging Options pane appears and shows sender contact options for Reply, Reply All, and Forward actions.

Messaging New/Reply Pane

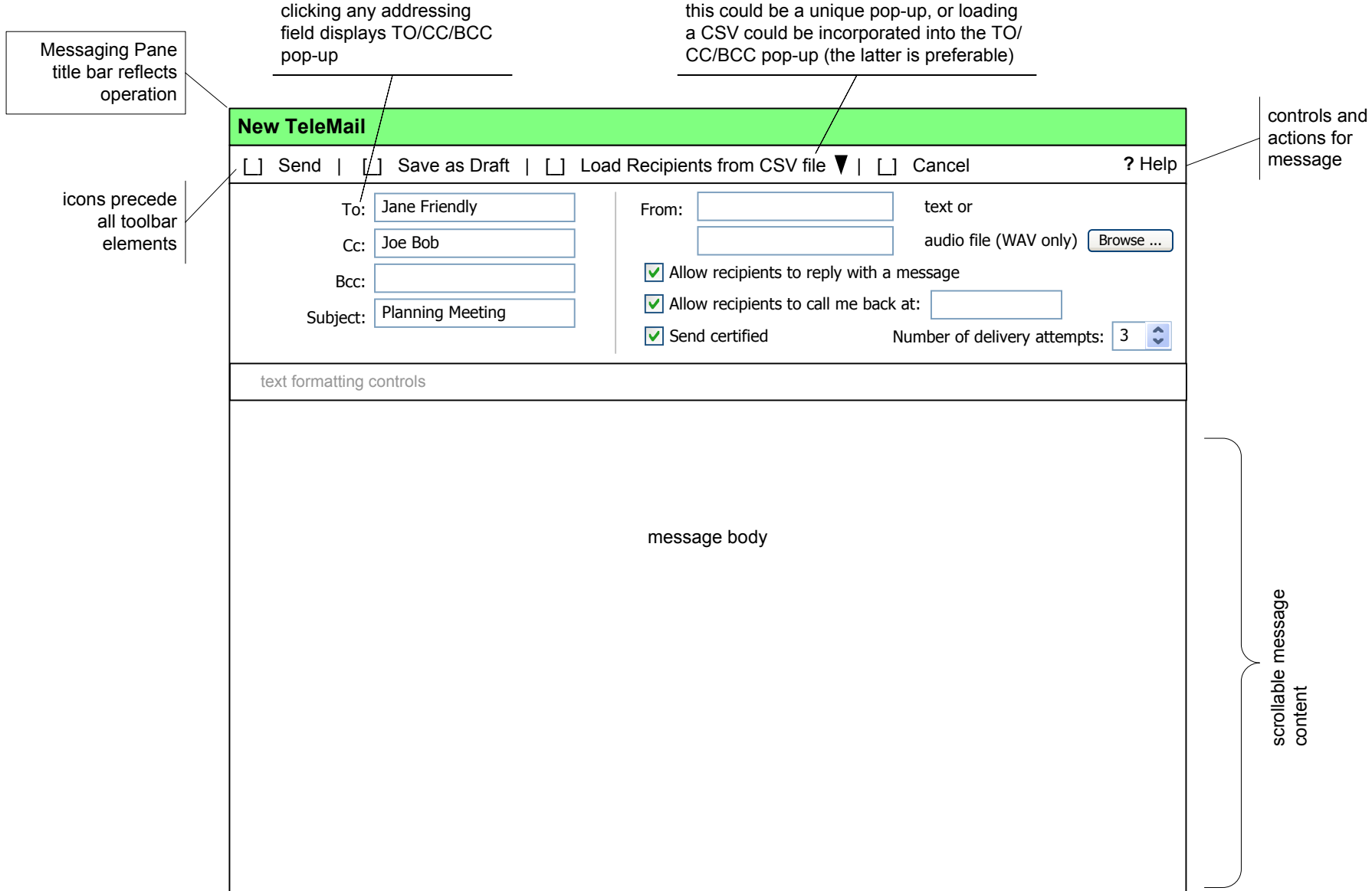
Used for New, Reply, Reply All, and Forward actions



Notes: This is not a standalone or pop-up window; the "send" pane fits within the main messaging pane. When active, this pane fills (covers) the Inbox/Folder contents pane. The Messaging Options pane appears and shows sender contact options for Reply, Reply All, and Forward actions; Messaging Options **do not** appear for New messages.

Messaging New/Reply Pane

Used for New, Reply, Reply All, and Forward actions



clicking any addressing field displays TO/CC/BCC pop-up

this could be a unique pop-up, or loading a CSV could be incorporated into the TO/CC/BCC pop-up (the latter is preferable)

Messaging Pane title bar reflects operation

controls and actions for message

icons precede all toolbar elements

text formatting controls

message body

scrollable message content

[] = icon placeholder

Messaging TeleMail Pane

Inbox toolbar, with New expanded

New ▼ | Delete | Forward | Move to Folder ▼ | Show messages from [list box] ? Help

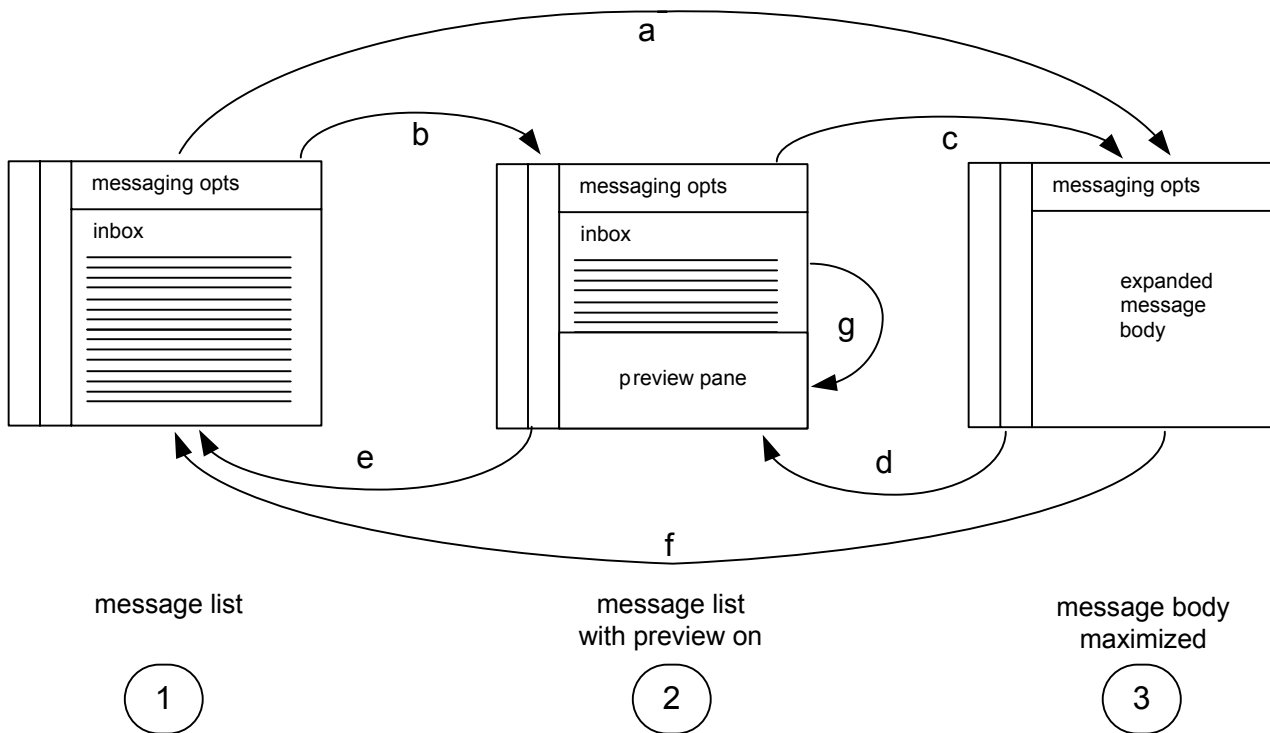
- Email
- WebDial
- TeleMail

Reply toolbar, with Move to Folder Expanded

Reply | Reply all | Forward | Move to Folder ▼ | Print ? Help

- Inbox
- Drafts
- Sent Items
- Trash
- New Folder

Expanded Menu Elements



Step	Message Preview	User Clicks On...	Effect of User Action	Resulting Layout
a	off	message in list	message appears in maximized view	3
b	off	Message Preview checkbox (to select it)	message list is contracted; selected message appears in preview pane	2
c	on	'expand' control in message toolbar	message in preview pane is expanded to full view pane	3
d	on	'contract' control in message toolbar	message now appears in preview pane	2
e	on	Message Preview checkbox (to deselect it)	message list expands to fill message pane	1
f	off	'contract' control in message toolbar	message view is replaced by full message list	1
g	on	message in list	selected message appears in preview pane	2

Messaging Layout Flow Schematic

